

Public Safety

- There were 45 murders committed in Camden City in 2007.
- Over 60% of juvenile offenses are for curfew violations.
- 98% of all juveniles arrested in Camden City in 2003 were African American or Latino (68% and 30% respectively).

For more information:
CAMConnect, Camden and the Most Dangerous City Rankings (2005)
Current crime data, available on
www.camconnect.org



Public Safety: Crime

		Murder	Rape	Robbery	Aggravated Assault	Burglary	Larceny	MV Theft
2001	Camden City	25	58	715	913	1,376	2,552	1,264
	New Jersey	336	1,278	14,110	17,370	46,812	156,031	37,708
2002	Camden City	33	45	609	801	1,155	2,423	1,081
	New Jersey	339	1,365	13,955	16,593	43,899	148,061	35,755
2003	Camden City	41	56	857	974	1,459	2,686	1,150
	New Jersey	406	1,288	13,342	16,452	43,457	142,287	34,606
2004	Camden City	49	56	822	897	1,159	2,775	1,357
	New Jersey	392	1,331	13,076	16,144	41,030	139,977	30,306
2005	Camden City	35	47	702	898	1,020	2,332	955
	New Jersey	412	1,187	13,019	15,605	38,073	132,641	27,173
2006	Camden City	33	66	771	818	1,178	2,424	1,180
	New Jersey	427	1,200	13,354	15,562	39,377	135,764	24,746
2007	Camden City	45	67	781	865	1,128	2,311	1,161

Source: FBI Uniform Crime Reports, Bureau of Justice Statistics, and Camden Police Department

Crime Definitions

Criminal Homicide - the willful (non-negligent) killing of one human being by another.

Forcible Rape - The carnal knowledge of a female forcibly and against her will

Robbery - The taking or attempting to take anything of value from the care, custody, or control of a person or persons by force or threat of force or violence and/or by putting the victim in fear

Aggravated assault - An unlawful attack by one person upon another for the purpose of inflicting severe or aggravated bodily injury.

Burglary - The unlawful entry of a structure to commit a felony or a theft

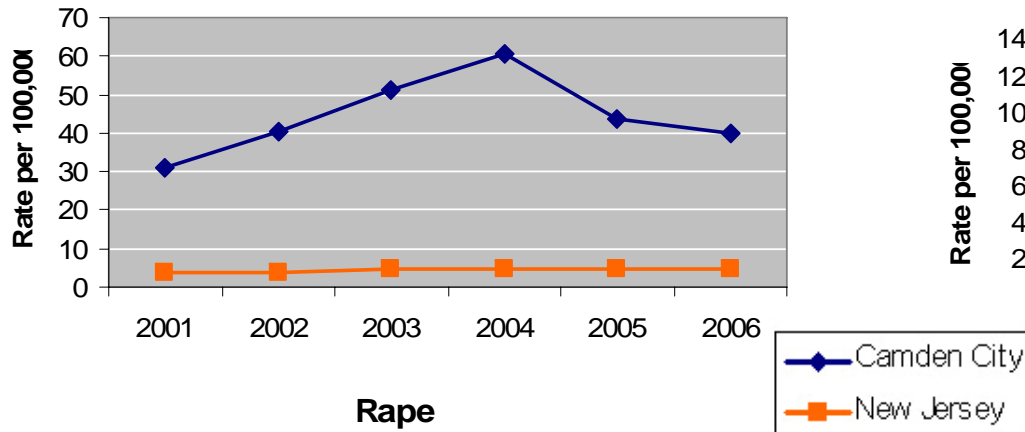
Larceny-theft - The unlawful taking, carrying, leading, or riding away of property from the possession or constructive possession of another without the use of force

Motor vehicle theft - The theft or attempted theft of a land constrained motor vehicle

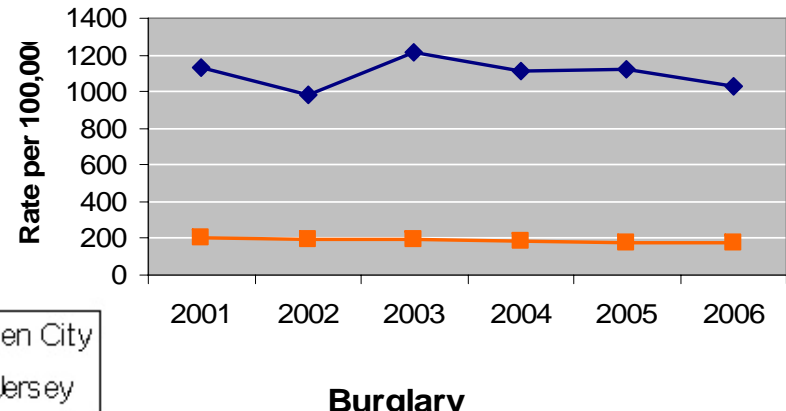
Source: FBI Uniform Crime Reports

Public Safety: Crime

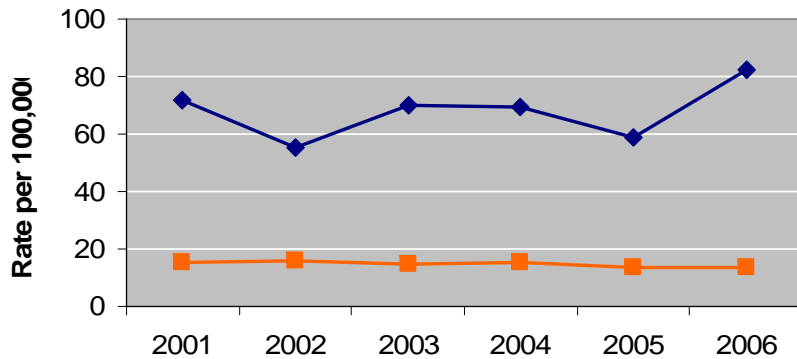
Murder



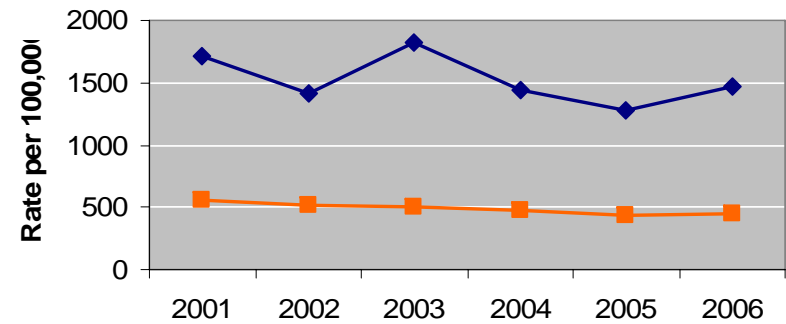
Aggravated Assault



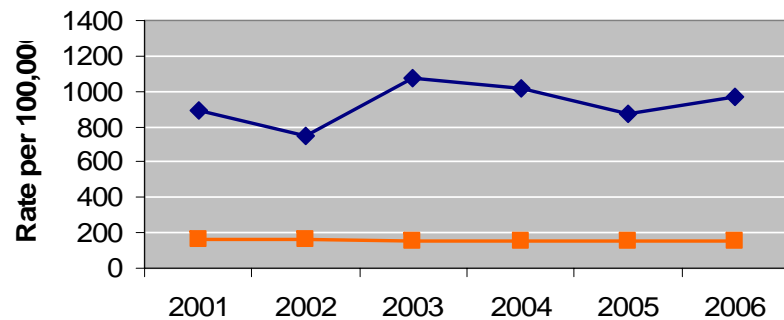
Rape



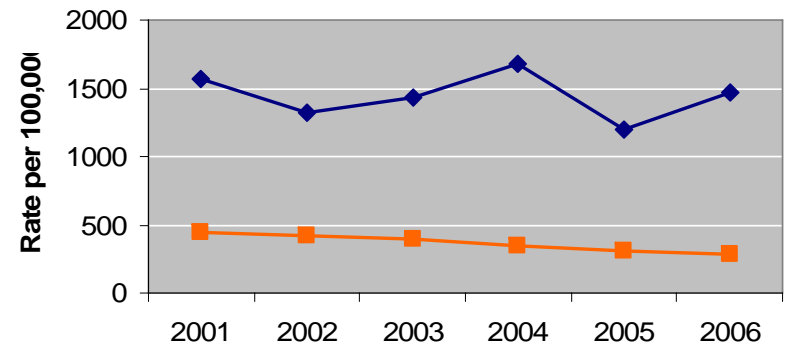
Burglary



Robbery



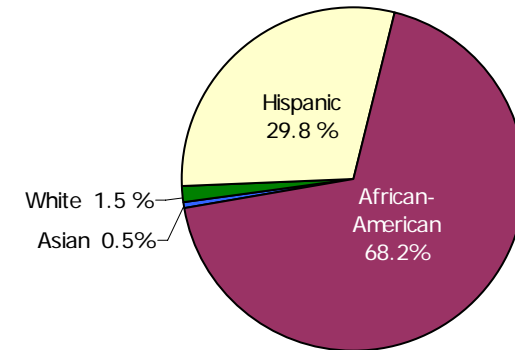
Motor Vehicle Theft



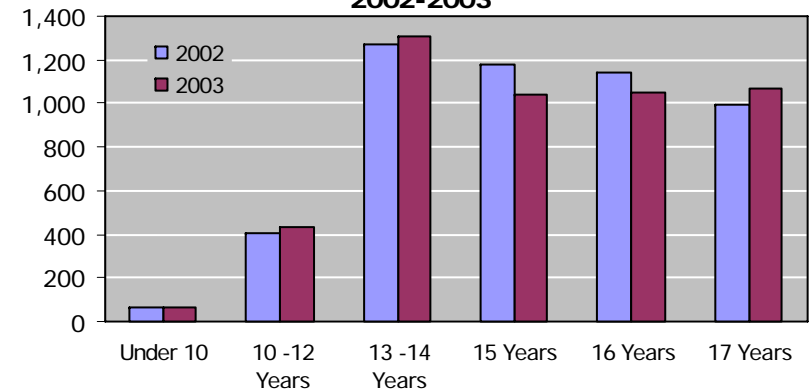
Public Safety: Juvenile Offenses

Offenses	2003	2004	2005	2006	2007
Murder	4	2	1	2	8
Robbery	38	25	26	22	18
Aggravated Assault	72	120	98	83	98
Burglary	31	34	35	17	28
Simple Assault	92	101	90	81	95
Arson	4	1	1	4	5
Larceny-Theft	30	30	32	34	28
Drug Offenses	217	377	314	247	206
Receiving Stolen Property	98	113	61	111	88
Weapon Offenses	36	20	35	35	30
Rape	1	2	1	3	1
Criminal Mischief	28	33	28	32	43
Disorderly Conduct	120	114	69	95	70
All Other Offenses	197	197	195	145	165
Curfew Violations	3,256	3,419	3,666	3,508	2,244
Motor Vehicle Theft	3	10	3	1	7
Manslaughter	1	0	1	0	0
Sex Offense	1	0	4	2	2
Gambling	0	1	0	0	0
Runaways	730	780	743	657	675
Forgery and Counterfeiting	0	0	0	3	1
TOTAL	4,959	5,379	5,403	5,082	3,812

Racial / Ethnic Breakdown: Juvenile Offenses, Camden City, 2003



Age Breakdown: Juvenile Offenses, Camden City, 2002-2003



Source: Camden City Police Department