

# Education & Child Welfare

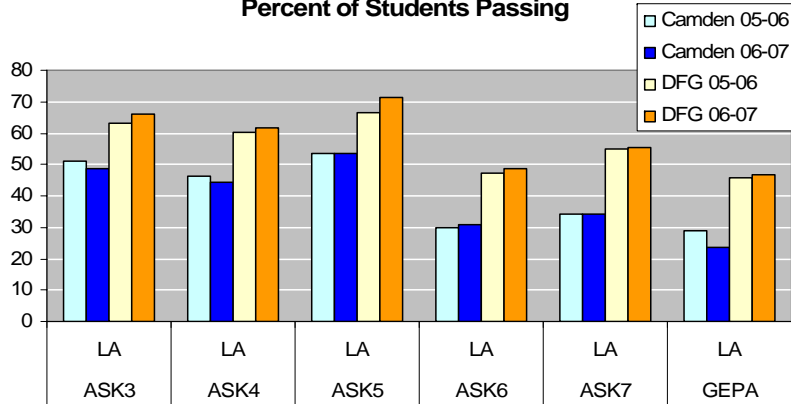
- During the 2006-2007 school year, 52% of 4th graders scored proficient or advanced proficient on the Mathematics section of the ASK4. 46% of 4th graders scored proficient or advanced proficient on the Language Arts section.
- 22% and 48% of 11th graders scored proficient on the Mathematics and Language Arts sections, respectively, of the HSPA during the 2006-2007 school year.
- In 2004, 242 of 1,446 child abuse & neglect referrals were substantiated in Camden City.



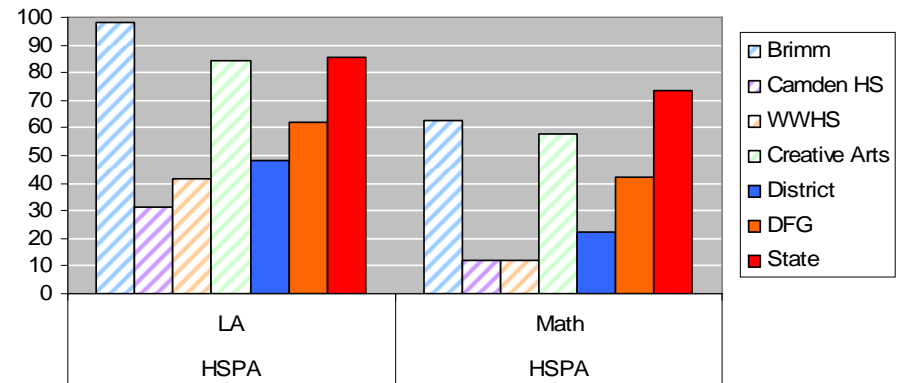
For more information:  
**CAMConnect, ACNJ, CCYD, Camden City Kids Count** (2004)

# Education: School Performance

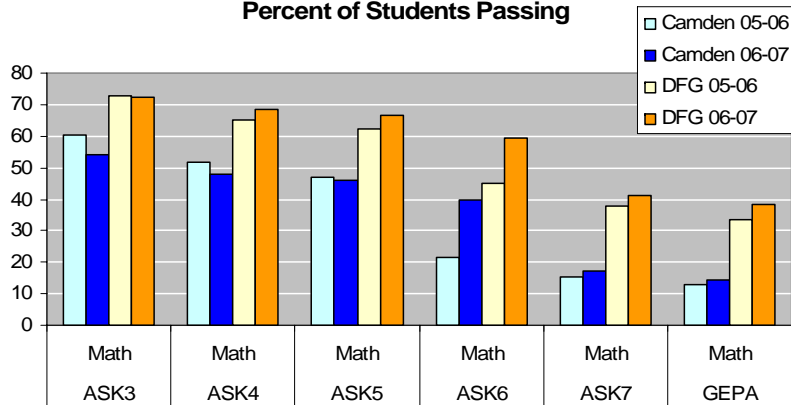
Percent of Students Passing



Percent of Students Passing 2006-2007



Percent of Students Passing



Source: NJ Department of Education, School Report Cards

**DFG** refers to District Factor Group, or other districts in the State that are similar to Camden in terms of characteristics such as unemployment or poverty.

**LA** - Language Arts

**ASK** - New Jersey Assessment of Skills and Knowledge

**GEPA -Grade Eight Proficiency Assessment**

- Under the No Child Left Behind Act of 2001 (NCLB), all states are required to assess student progress in language arts (LA) and math in grades 3-8.
- Schools that include grade eight have administered the Grade Eight Proficiency Assessment (GEPA) in language arts, math, and science.

**HSPA - High School Proficiency Assessment**

- High schools show assessment results from the 11th grade spring administration of the High School Proficiency Assessment (HSPA), the test that students must pass in order to graduate from high school. Retests are not included in these results.

# Education: School Performance

Public School Enrollment				
	2003-2004	2004-2005	2005-2006	2006-2007
Pre-K	1,681	1,657	1,707	1,595
Kindergarten	1,251	1,341	1,282	1,230
Grade 1	1,339	1,336	1,271	1,281
Grade 2	1,142	1,177	1,103	1,162
Grade 3	1,261	1,045	1,059	1,010
Grade 4	1,245	1,155	970	967
Grade 5	1,170	1,036	877	752
Grade 6	1,086	994	871	741
Grade 7	1,034	1,048	900	826
Grade 8	1,005	947	964	869
Grade 9	1,063	1,011	1,030	1,081
Grade 10	643	656	640	773
Grade 11	528	535	573	577
Grade 12	465	431	410	465
Special Education	2,042	2,016	2,173	1,915
Total	16,955	16,385	15,850	15,244

Source: NJ Department of Education, School Report Cards

Graduation Rates			
	2004-05	2005-06	2006-07
Brimm Medical Arts	100.0%	100.0%	100.0%
Camden High School	23.8%	45.6%	65.9%
Creative and Performing Arts	95.6%	100.0%	97.1%
Woodrow Wilson High School	36.7%	58.1%	72.1%
Camden City	n/a	n/a	74.6%
New Jersey	90.6%	93.2%	91.9%

Dropout Rates			
	2004-05	2005-06	2006-07
Brimm Medical Arts	0%	-	0.4%
Camden High School	23.8%	24.1%	25.3%
Creative and Performing Arts	0.5%	-	1.3%
Woodrow Wilson High School	5.2%	12.3%	13.3%
Camden City	n/a	n/a	16.6%
New Jersey	1.9%	1.8%	2.0%

Source: NJ Department of Education, School Report Cards

- High School Graduation Rate** - The graduation rate for schools with seniors equals the number of graduates divided by the following:  
 Graduates plus number of grade 9 dropouts four years prior, plus number of grade 10 dropouts three years prior, plus number of grade 11 dropouts two years prior, plus number of grade 12 dropouts for the current year.  
 The resulting number is then multiplied by 100 to get the graduation rate.

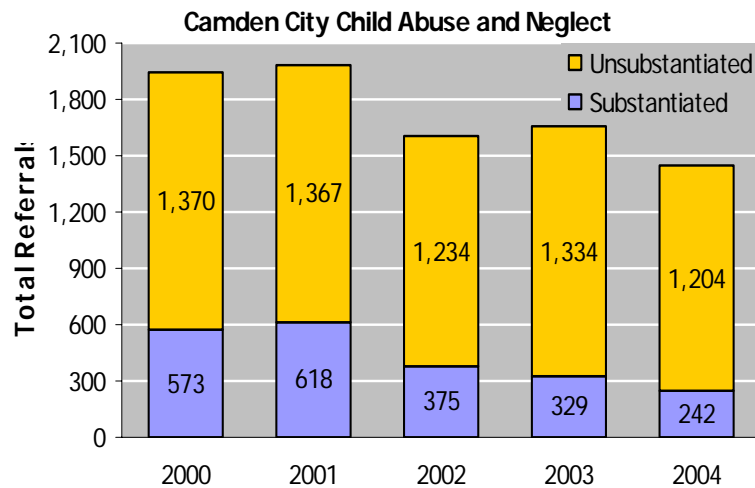
- Dropout Rate** - These are the percentages of students who dropped out of grades 9-12. The percentages are calculated by dividing the number of students in grades 9 through 12 who dropped out of school during each school year by the October enrollment reported for grades 9 through 12.

Source: NJ Department of Education, School Report Cards

# Child / Youth Welfare

Child Abuse & Neglect Referrals and Substantiations												
	2001			2002			2003			2004		
	Referrals	Subst.	% Subst.	Referrals	Subst.	% Subst.	Referrals	Subst.	% Subst.	Referrals	Subst.	% Subst.
Camden City	1,985	618	31.1%	1,609	375	23.3%	1,663	329	19.8%	1,446	242	19.8%
Camden County	4,382	1,111	25.4%	3,684	733	19.9%	3,930	638	16.2%	4,247	658	16.2%
New Jersey	38,629	8,440	21.8%	37,320	7,918	21.2%	42,149	8,236	19.5%	42,618	7,964	19.5%

Source: Division of Youth and Family Services (DYFS) - "Child Abuse and Neglect in NJ, Statistical Report for Calendar Year 2004"



Out of Home Placements					
	2001	2002	2003	2004	2005
Camden City	737	697	673	730	547
Camden County	1,238	1,090	1,335	1,157	998
New Jersey	10,586	11,369	13,058	11,838	11,077

Source: Division of Youth and Family Services (DYFS)

### Criteria for substantiating child abuse and neglect:

- Victim must be a child under the age of 18
- Whether the perpetrator is a parent or guardian
- Whether the actions of the parent or guardian were necessary, justified, reasonable, and/or appropriate
- Whether serious harm or substantial risk of serious harm as defined in N.J.S.A. 9:6-8.21c resulted from the parents/caretaker's action or inaction. Risk of harm must be evaluated in terms of specific factors, including, for example, the child's age, size, emotional state and capacity to protect him/her self and the presence of any handicaps or physical limitations or conditions.

Source: NJ Department of Children and Families Division of Youth and Family Services (DYFS) - "Child Abuse and Neglect in NJ, Statistical Report for Calendar Year 2004"