

The Survey on Camden's Recovery

2009



CCOP

Camden Churches Organized for People

Who Produced this Report?

Camden Churches Organized for People (CCOP)

is a faith based community organization composed of congregations working together to transform conditions for individuals and families in the City of Camden through the skillful development of local leaders, a disciplined organizing model rooted in the democratic process, and a profound commitment to the values our leaders and community share. CCOP is non-partisan and is not aligned explicitly or implicitly with any candidate or party. We do not endorse or oppose candidates for office.

CCOP conceived, produced, and administered the survey that forms the basis of this report.

Learn more about CCOP online at:

www.camdenchurches.org

CamConnect is a non-partisan one-stop data warehouse, technical assistance, research and analysis provider for the City of Camden, serving its 55 members organizations and the public at large with clear, accurate, and accessible information. The purpose of CamConnect is to democratize information access for all who live and work in the City of Camden. CamConnect believes that sharing and using data will lead to informed decisions and better policy making to support the improved quality of life of all Camden citizens.

CamConnect served as a technical advisor to this project and prepared this report. In addition to providing guidance about the survey instrument that was used, CamConnect analyzed the demographics of survey respondents and the content of each survey.

CamConnect advocates the broadest possible access to—and understanding of—information and public records for and about Camden. The organization does not take a position on any issues unrelated to this goal.

Learn more about CamConnect online at:

www.camconnect.org

The William Penn Foundation, founded in 1945 by Otto and Phoebe Haas, is dedicated to improving the quality of life in the Greater Philadelphia region through efforts that foster rich cultural expression, strengthen children's futures, and deepen connections to nature and community. In partnership with others, the Foundation works to advance a vital, just, and caring community.

This report and survey were funded by the William Penn Foundation. Participation in this project should not be construed as an endorsement of any position or recommendation –pro or con– on Camden's Recovery by the William Penn Foundation.

Learn more about the William Penn Foundation online at:

www.williampenfoundation.org

Market Street Printing printed the report now in your hands. Market Street Printing is a local printer located at 122 North 6th Street in Camden, and can be contacted at 856-964-5995.

Table of Contents

Introduction	1
Executive Summary	2
Basic Results	4
Demographics	5
Respondents' Perception of Change	6
Multiple Choice Responses	9
Conclusions	10
Appendix: Press	A
Appendix: Survey Instrument	B

History of the Recovery Legislation

The New Jersey State Legislature passed the Municipal Rehabilitation and Economic Recovery Act (MRERA) in July 2002. This legislation provided \$175 million in funding for economic development and special projects in the City of Camden, to be administered via a newly-created Economic Recovery Board (ERB). The MRERA legislation also created a state-appointed Chief Operating Officer (COO) position for the City with veto power over many actions of City government.

In the time leading up to the passage of the MRERA law, Camden Churches Organized for People (CCOP) and the Concerned Black Clergy of the City of Camden (CBC) issued a “Vision for the Recovery of Camden.” This Vision stated that CCOP and CBC were willing to support a state takeover provided that certain principles were followed and outcomes were met in a number of areas. The Vision advocated for a Camden in which every child would:

- **Receive a well-rounded education**
- **Have access to recreation and positive alternatives to gangs, drugs, and street-life**
- **Live in a vibrant neighborhood free of abandoned buildings and trash**
- **Feel safe in their homes and on the streets of their neighborhood**
- **Grow up to have the opportunity to compete for a good job or career paying decent wages**
- **Be proud to call Camden home.**

Survey Methodology

The survey that is the basis for this report measures citizen satisfaction with the Recovery effort to date — seven years into the extended ten-year term of the State legislation and four years after CCOP’s prior survey in 2005.

CCOP, in conjunction with CamConnect, developed this survey based on the outcomes that were included in the Vision. The survey form is included at the end of this report as *Appendix B*. In addition to five demographic questions, the survey asked for citizen perspectives on 22 questions on topics including public safety, community and economic development, public education, housing, healthcare, youth resources, and overall perspectives. These questions duplicate and expand on the survey CCOP first administered in 2005.

CCOP’s Local Organizing Committees (LOC) were responsible for distribution and collection of the paper survey forms during June and July of both 2005 and 2009. The surveys were primarily administered at local churches and schools, but many surveys were also distributed and collected at locations throughout the City of Camden, including the Walter Rand Transportation Center, Pathmark, and elsewhere. Several community organizations also ran the surveys with their own members, including Urban Promise Ministries, Camden United, and the Camden Community Development Association. CCOP staff entered the data from the surveys using a form designed by CamConnect. 504 surveys were collected and analyzed for the preparation of this report. Respondents had the option of selecting an English or Spanish survey.

Impact of the 2005 Survey

In 2005, following the analysis of the first Recovery survey, CCOP leaders found that residents were unhappy with the direction of the recovery and unable to see affects of the recovery in their own neighborhoods. Building on this finding, CCOP and the Concerned Black Clergy organized a meeting with State Treasurer John McCormac to demand that \$24 million from the \$175 million that came with the legislation be set aside for the discretion of the residents and used for smaller neighborhood efforts (see *Appendix A* for news coverage of this meeting).

State Treasurer John McCormac promised to make both the money and the staff in Trenton available for this effort. Following this meeting the Camden Home Improvement Program (CHIP) became a reality through the successful partnership with New Jersey Housing Mortgage Finance Agency, the Economic Recovery Board, the New Jersey Department of Community Affairs, and the City of Camden. CHIP, currently administered by the Cooper’s Ferry Development Association, just received the 2009 National Sterling Achievement Award by the Council of State Community Development Agencies (COSCEDA), which recognizes state programs that have demonstrated, during a sustained period, positive results in improving the lives of lower income people and families.

Seven years into the legislated recovery period, residents, institutions, officials, and stakeholders find themselves in a complex situation. The 2009 survey results show that, overall, survey respondents feel slightly more negatively about the recovery than they did in 2005. In spite of this, the 2009 results also reveal that the City's level of hope has decreased very little, and there are key topics generating relatively more positive feelings, despite a handful of serious quality of life and municipal capacity concerns that continue to grow. Both these positives and the areas of concern need to be unpacked before we look ahead to the future.

Serious Concerns

The highest percentages of negative responses were given to questions about **access to recovery-created jobs, employment and resources available to youth, and community participation in the recovery.** Of the other serious quality of life and municipal capacity issues, we wish to highlight two.

First, **public safety** remains an area of huge concern in Camden. 37% of respondents felt less safe and an additional 36% felt there had been no change in safety. Nearly ¾ of respondents feel that there has been, at best, no safety improvement. A small but notable 27% shared that they *had* seen an improvement in police efforts to establish relationships with the community. This finding has been echoed in the personal stories collected from residents who report seeing more police officers in their neighborhood.

The second area of serious concern is **City services and administration.** Those respondents whose hope had eroded the most also ranked Camden's municipal services as having becoming "much worse" since 2005. Taken together with other concerns about schools and safety, this suggests that strong dissatisfaction with core municipal functions (public safety, sewers, education, *etc.*) can do the most to foster hopelessness. In addition to poorly regarded direct services, more than half of respondents felt that community participation and communication with City government was only poor to fair. Governor Corzine acknowledged the same sentiment in September when he said "We [the state] are not paying attention to the details that would give people tangible feelings of hope."

Positives

In spite of the slight negative drift of public perception between 2005 and 2009, the highest percentages of

positive responses were given for the questions regarding **hope for Camden's future** and **nonprofit housing developments.** The success of nonprofit-led housing development projects was the *only* issue to receive a net positive response (positive perception somewhat outweighed negative perception). We conclude that this positive perception probably would have been even stronger had the development process nonprofits must follow (*i.e.* acquiring properties, obtaining funding, and navigating the City's tangled property system) been less cumbersome.

The 2009 survey also asked respondents to identify **Camden's top assets.** The top four choices were **the waterfront, medical facilities, faith institutions, and higher education institutions.** Interestingly, most of these assets received a fair share of recovery resources. The Camden waterfront and our major institutions need to be strong, and it is good that they were strengthened through investments and development, but we can't stop there. The job ahead is to ensure that these investments and resources now move into the neighborhoods, improve Camden's ability to do business, and ultimately affect change on the serious concerns outlined above.

Looking Ahead

With a first glance at either of the Positives or the Serious Concerns, it would be all too easy to conclude that MRERA and the State takeover were either a complete success or a complete failure; however, such snap judgments miss the big picture. A "both/and" frame work is essential in comprehending and addressing Camden's current situation. In his recent book *Fixing Broken Cities: the Implementation of Urban Development Strategies*, John Kromer put it this way, "MRERA worked reasonably well as a \$175 million, bond-financed investment strategy. MRERA failed as a municipal reform plan, and this failure adversely affected the prospects for successful neighborhood revitalization."

Moving forward several questions need to be answered regarding the current MRERA legislation (see *Conclusions* on p.9) as well as some important first steps made by both local and state governments.

CCOP's Recommendations

Based on the results of this survey and our face-to-face work in Camden's communities, there are several recommendations that CCOP would like to make:

1. **The State should fund a second round of CHIP, the successful Camden Home Improvement Program.**
2. **Mayor Elect Redd should share publicly the goals of her first 100 days in office (e.g., improved customer service across the board at City Hall, department heads attending all City Council meetings, etc.).**
3. **Following the best practices of Newark’s mayor, Mayor Elect Redd should commit to publicly giving an annual State of the City address.**
4. **In six key areas (Public Safety, Education, Housing, Healthcare, Jobs, and Neighborhood Services) the State, City, and the community need to develop the following structures:**
 - **Two-year “stretch” goals**
 - **Lead-up benchmarks for each stretch goal**
 - **An explicit strategy to meet each benchmark**
 - **A public timetable for all goals and benchmarks**

—CCOP Core Leaders & Staff

Public Safety

PS1: 26% of respondents thought law enforcement agency performance had worsened, 37% saw no change, and 33% thought performance had improved.

PS2: 26% of respondents rated the community relationships with law enforcement as having deteriorated, 42% saw no change, and 27% saw improvement.

PS3: 37% of respondents felt less safe, 36% felt no change, and 23% felt safer.

Community Economic Development

CED1: 32% of respondents thought physical infrastructure had deteriorated, 37% saw no change, and 32% thought infrastructure had improved.

CED2: 31% of respondents rated City service delivery as having worsened, 37% saw no change, and 28% thought service delivery had improved.

CED3: 55% of respondents thought the City's communication of redevelopment plans was poor or fair, 28% perceived communication as average, and 11% felt communication was good. Unique among the ranking questions in the survey, no one responded to the communication of redevelopment efforts with the most positive option ("excellent").

CED4: 65% of respondents thought the City and State's performance connecting residents to new job opportunities was poor or fair, 18% felt performance was average, and 9% thought performance was good or excellent.

CED5: 54% of respondents had either lost a job or had had a personal acquaintance lose a job since 2002, only 6% had not. The remainder did not know or did not answer.

Public Education

E1: 36% of respondents thought school performance had deteriorated, 32% saw no change, and 22% thought performance had improved.

E2: 45% of respondents believed schools were less safe, 26% saw no change, and 20% thought schools were safer.

E3: 46% of respondents thought school construction progress was poor or fair, 23% thought progress was average, and 19% felt progress was good or excellent.

Housing

H1: 30% of respondents rated recent nonprofit housing developments as poor or fair, 22% rated them as average, and 39% rated developments as good or excellent.

H2: 47% of respondents thought real estate vacancy and abandonment had worsened since 2002, 22% saw no change, and 24% felt there had been improvement.

H3: 35% of respondents had either lost their home or knew someone who had, 36% had experienced neither.

Health Care

HC1: 47% of respondents thought the City's healthcare system was worse than in 2002, 26% thought it remained the same, and 16% thought healthcare had improved.

HC2: 58% of respondents use primary care offices for healthcare, 15% use clinics, 11% go nowhere except in an emergency, and 7% regularly use emergency rooms.

Youth

YR1: 60% of respondents thought resources available to Camden's youth (parks, after school activities, *etc.*) were below average, 20% perceived them as average, and 12% thought they were better than average.

YR2: 43% of respondents thought that local job opportunities available to Camden youth were poor (the strongest negative response in the survey), 22% thought they were fair but below average, 16% perceived them as average, and 11% thought they were better than average.

Closing Questions / Overall Perspectives

C1: 57% of respondents thought City encouragement of community participation was poor or fair, 20% thought City performance was average, and 14% thought the City's performance was good or excellent.

C2: 33% of respondents felt less hopeful about Camden's future since 2002, 22% saw no change, and 39% felt more hopeful.

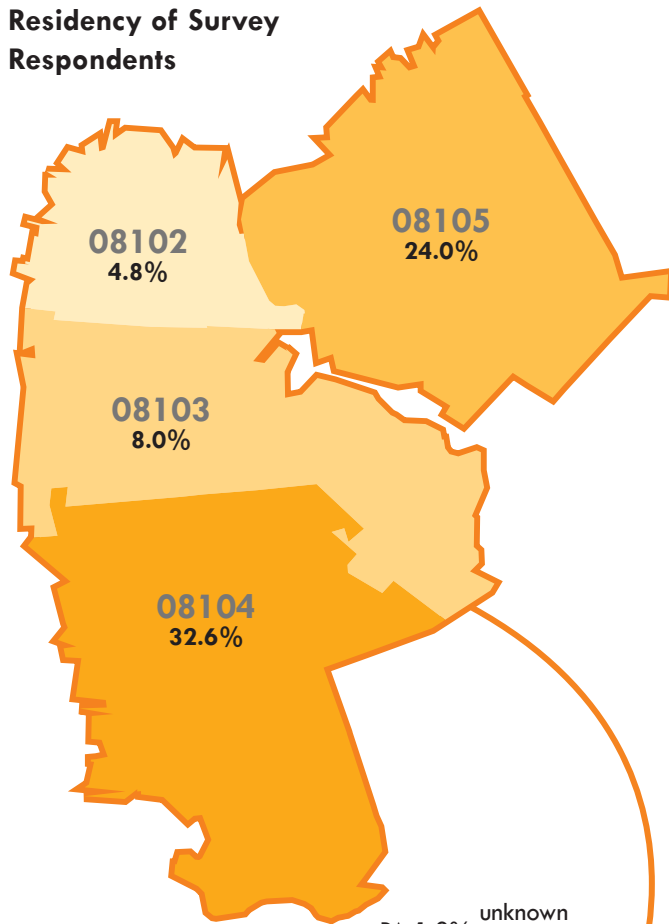
C3: 24% of respondents felt Camden's recovery was heading in the right direction. 46% were not sure, and 22% thought felt the recovery was on the wrong track.

O1: 16% of respondents chose waterfront attractions as one of Camden's top two asset, 15% chose medical facilities, 14% chose faith institutions, 11% chose institutions of higher education.

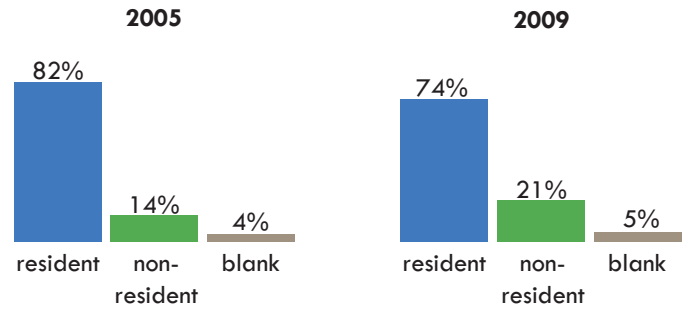
500 valid surveys were returned to CCOP and analyzed for this report. Three quarters of the surveys were completed by Camden residents. Some totals do not add to 100% due to rounding.

The demographic characteristics of respondents were relatively unchanged between 2005 and 2009.

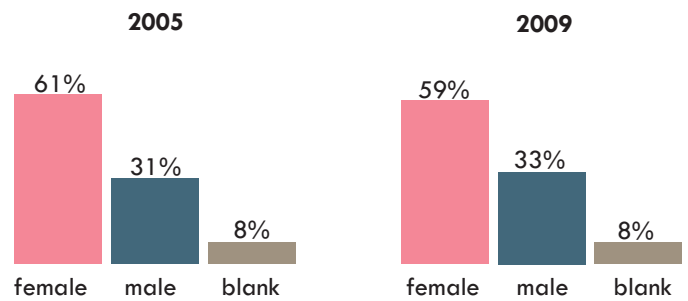
Residency of Survey Respondents



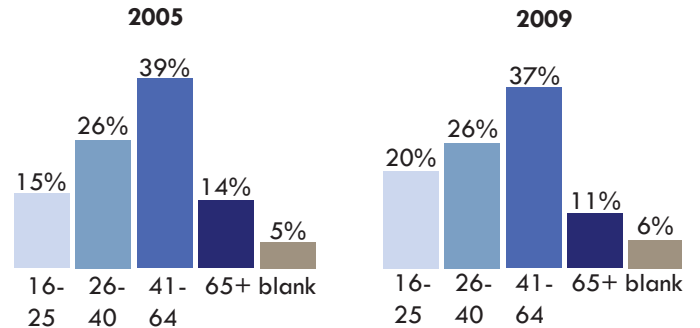
Residency Status



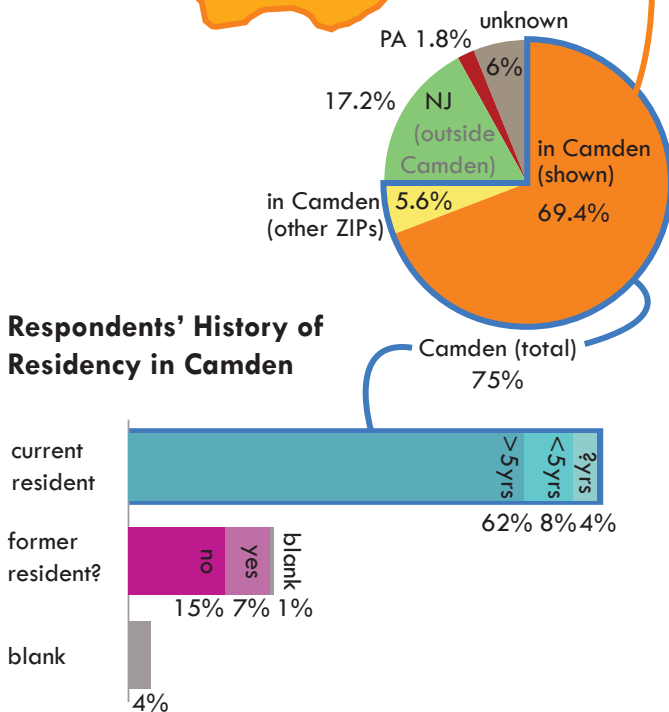
Gender



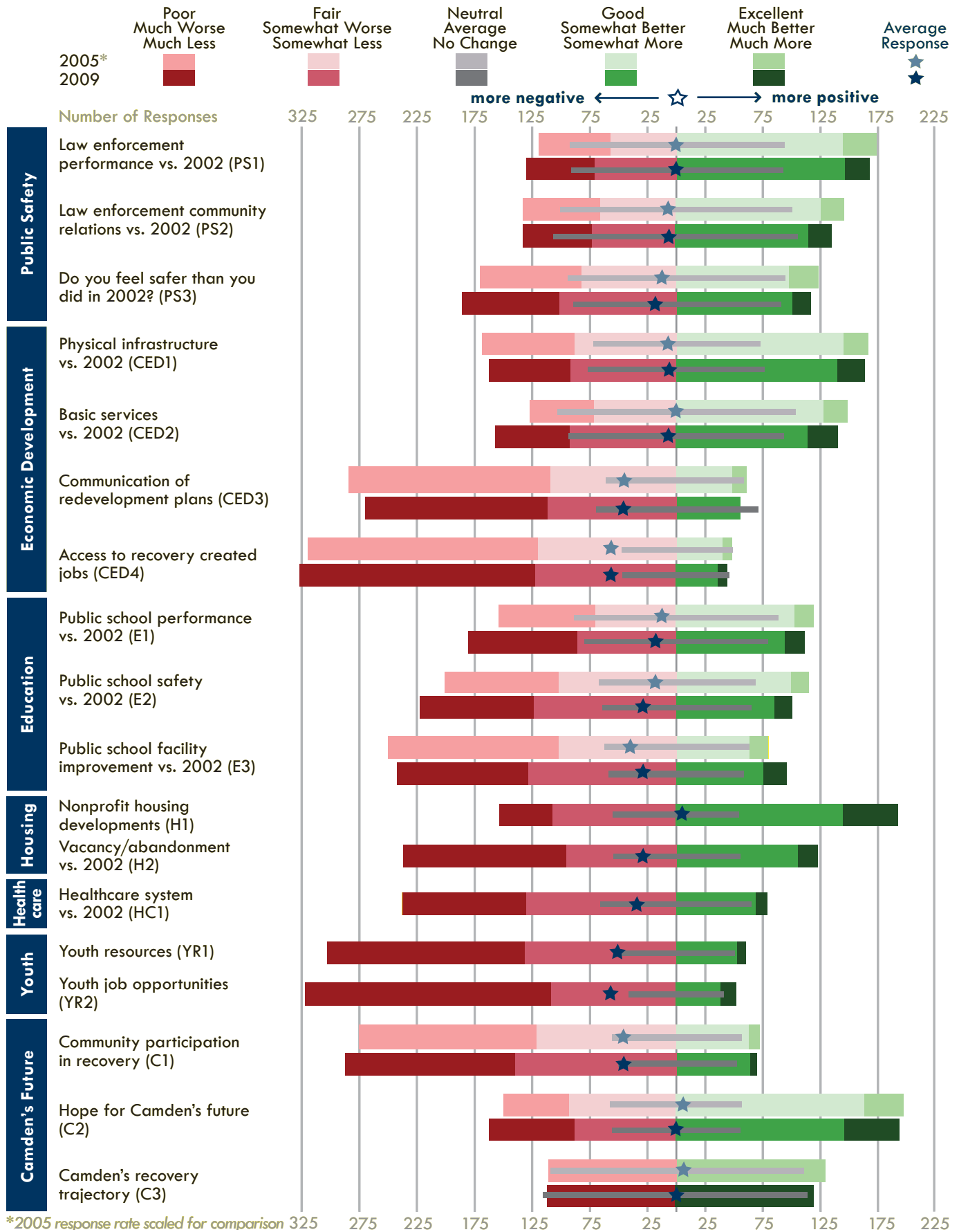
Age



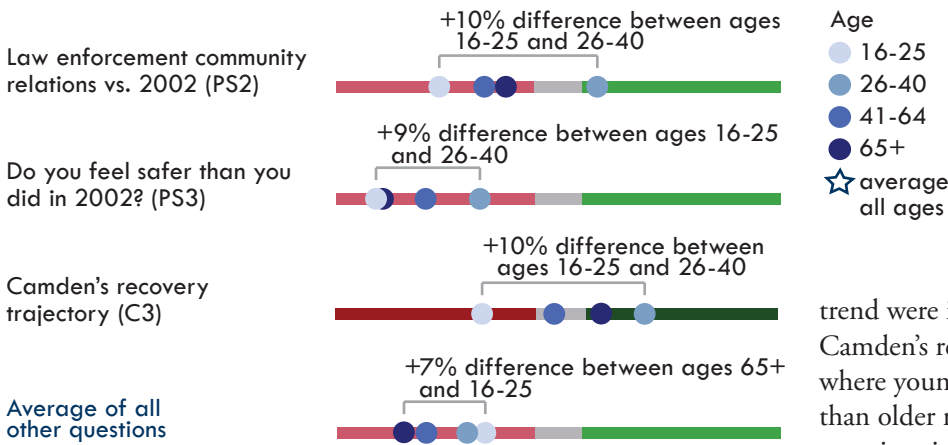
Respondents' History of Residency in Camden



Respondents' Perception of Change



Perceptions Vary by Age Group

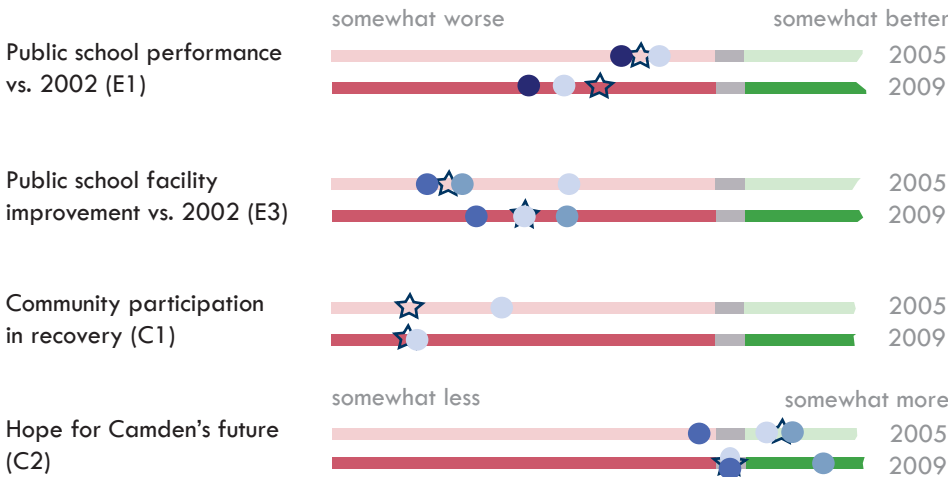


Responses tended to grow more negative with increased respondent age. The average response for individuals 65 and older was 7% more negative than the average response of individuals aged 16-25 years old.

The major exceptions to this trend were in the areas of public safety and Camden's recovery trajectory (PS2, PS3, C3), where younger respondents were more likely than older respondents to express strongly negative views. Regarding two of these three issues (overall trajectory of the recovery and law enforcement community relations), 26-40 year-olds were not only the most positive among the four age groups; they actually held positive opinions on average.

The very modest negative shift in average responses since the previous survey in 2005 conceals somewhat larger shifts in the strength of opinion and relative positions

Some Perceptions Have Shifted Among Age Groups Since 2005



of particular age groups. There were also noticeable changes among age groups during the 4 years following the 2005 survey. Respondents in both the 16-25 and 65+ age groups held much more negative opinions of public school performance in 2009 than they did in 2005.

While the average response for community participation in the recovery remained the same between 2005 and 2009, younger respondents aged 16-25 were much more negative in the current survey.

From 2005 to 2009, the average level of "hope for Camden's future" decreased, but respondents aged 26-64 became more optimistic while the youngest respondents became less so.

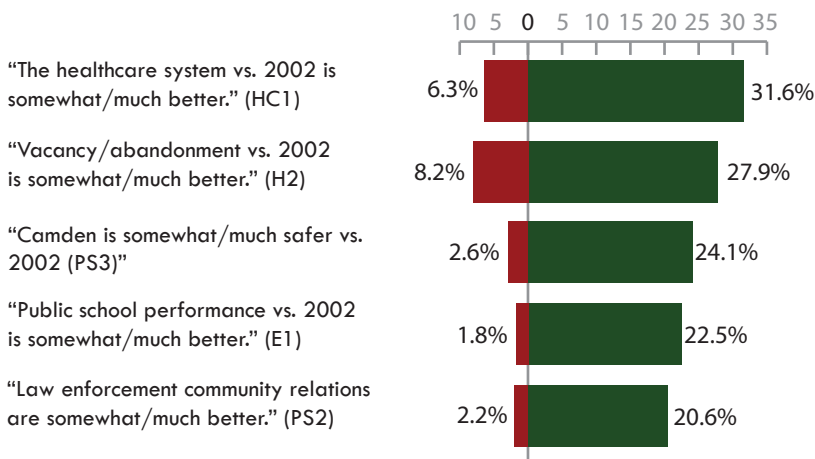
Non-Residents are Significantly More Negative Only on the Question of Continued Property Abandonment



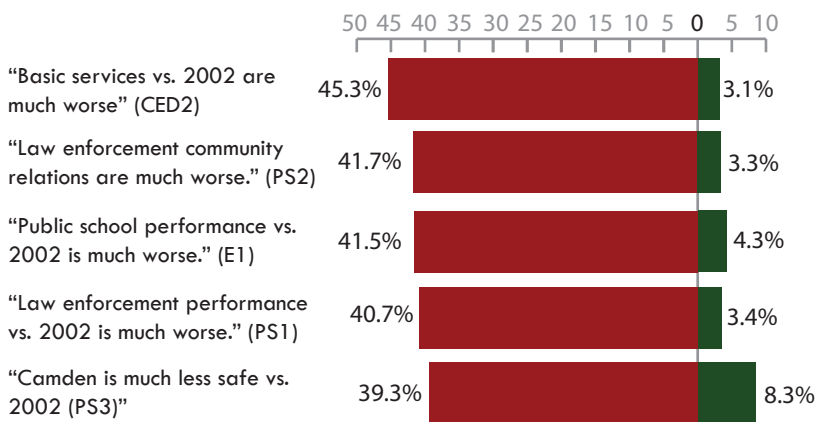
Respondent who no longer or never lived in Camden had a marginally less negative view of all recovery-related issues than residents did— with only one exception. Non-residents were even more likely than residents to feel that the City’s struggle with vacant and abandoned buildings had deteriorated since 2002. This reversal may suggest that, among the groups surveyed, building abandonment is the issue most visible from beyond Camden’s borders.

On average, respondents’ level of hope for Camden’s future changed little between 2002 and 2009, but the negative responses behind that average grew more intense. Nonetheless, the question of hope continued to yield more positive responses than all other questions.

Percent of Respondents Who Said the Following, Who Were Much Less or Much More Hopeful About Camden’s Future:



The graphs to the left list the five positive and five negative responses which were associated with the most and least hope for Camden’s future. For example, those who saw improvement in the City’s healthcare system were the most likely to be strongly hopeful, with 31.6% of these respondents feeling “much more hopeful” (the upper-most dark green bar). Improved healthcare and reduction of building abandonment had the strongest apparent relationship to increased hope, followed by safety, public school improvement, and better community relations with law enforcement. A sense of hopelessness among those with positive feelings about these five issues (the short red bars above) indicate that for these respondents, even a strong improvement was not enough to give them hope.

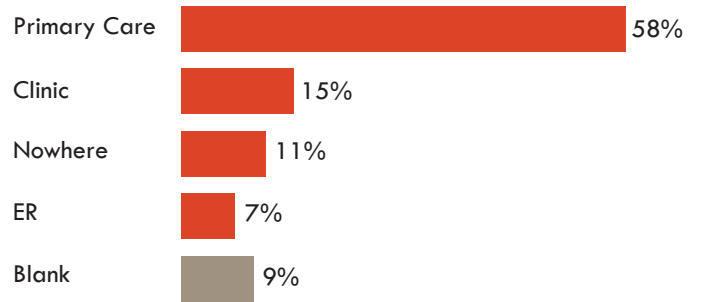


In contrast, hope was most severely eroded among those who saw basic services growing “much worse.” Problems with schools, safety, and police followed closely behind in their ability to extinguish hope. Taken together, these ten sets of responses suggest that strong dissatisfaction with core municipal functions (safety, sewers, education, etc.) can do the most to foster hopelessness, while basic service improvements would do much to restore hope for those who currently lack it. Interestingly, healthcare improvement and reduced abandonment may offer an even more powerful encouragement to those concerned for the City’s future.

In addition to the questions discussed above, the survey also asked a small number of non-ranking questions about personal economic and healthcare experience and Camden's greatest assets.

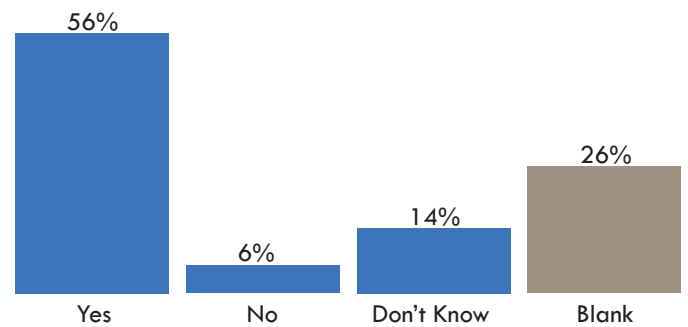
More than half of respondents reported using a traditional primary care provider as their main source of healthcare.

Source of Health Care



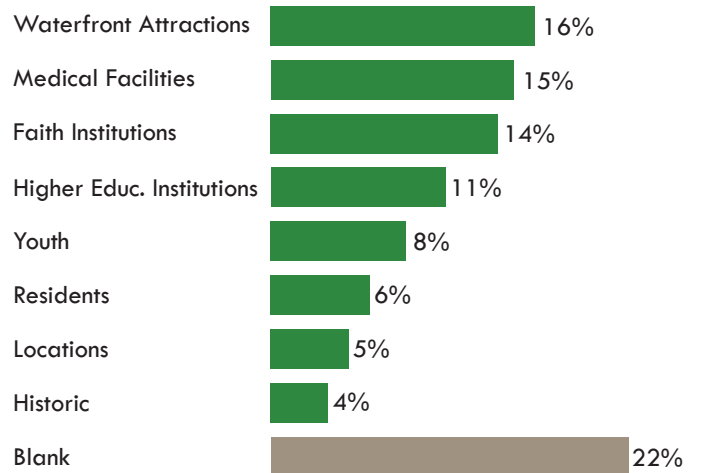
Only 6% of respondents indicated that they had no direct experience with recent job loss. A majority of respondents (56%) had either lost a job or knew a family member or personal acquaintance who had lost a job over the previous 2 years.

Personal/Acquaintance Job Loss



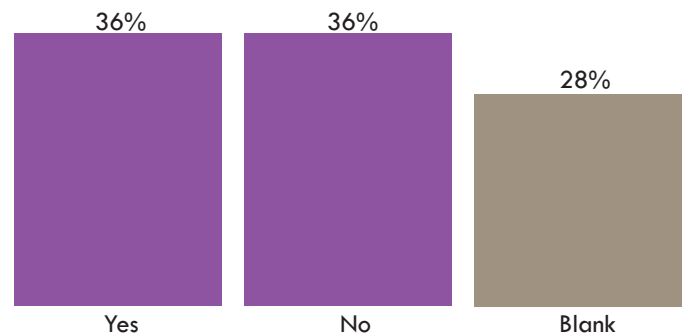
Respondents were asked to select Camden's top 2 assets from the list of eight choices shown at the right. Camden's waterfront attractions received the highest percentage of selections (16%), followed by Camden's medical facilities (15%), institutions of faith (14%), and institutions of higher education (11%).

Camden's Top Attractions



Respondents were evenly divided (36% and 36%) between those who had and those who had not known someone who had lost their home in the previous 2 years. 28% left the question blank.

Personal/Acquaintance Home Loss



Camden is in a unique position socially and politically. Seven years into the legislated recovery period, residents, institutions, officials, and stakeholders find themselves in a complex situation.

On one hand, the City has seen a collection of successful projects in key anchor institutions (e.g. Cooper Hospital, waterfront entertainment venues and green space, Campbell Soup's headquarters, Rutgers University), a series of successful housing developments led by local non-profit housing providers, and the arrival of a momentous shift in gubernatorial and mayoral leadership.

On the other hand, the municipal tax base is woefully inadequate. City services are suffering. Neighborhoods are crippled by abandonment, crime, and aging infrastructure. Drop out rates remain exceptionally high and unemployment rates have risen. Contact between officials and constituents has become distant, infrequent, and strained.

With a first glance at either of these two views of Camden, it would be all too easy to conclude that MRERA and the State takeover were either a complete success or a complete failure; however, such snap judgment miss the big picture. A "both/and" frame work is essential in comprehending and addressing Camden's current situation. In his recent book *Fixing Broken Cities: the Implementation of Urban Development Strategies*, John Kromer put it this way, "MRERA worked reasonably well as a \$175 million, bond-financed investment strategy. MRERA failed as a municipal reform plan, and this failure adversely affected the prospects for successful neighborhood revitalization."

The Camden waterfront and our major institutions need to be strong, and it is good that they were strengthened through investments and development, but we can't stop there. The job ahead is to ensure that these investments and resources move into the neighborhoods to improve Camden's ability to do business. This won't happen organically; it requires transparent leadership, focus, strategy, and public accountability.

Looking ahead, CCOP still holds to its original vision of a successful recovery, a recovery that brings new resources to Camden **and** builds Camden's capacity to govern itself. With this vision and from this survey, CCOP is left with many questions as we look ahead:

- **How will the Christie Administration handle the MRERA Legislation?**
- **If the State and City are planning to part ways, what is the exit strategy?**

- **What benchmarks prove that Camden now has the capacity to govern itself?**
- **In September, 2009 Governor Corzine said "We [the state] are not paying attention to the details that would give people tangible feelings of hope." If the state isn't paying attention to the details, who is?**

Based on the results of this survey and our face-to-face work in Camden's communities, there are several recommendations that CCOP would like to make:

1. **The State should fund a second round of CHIP, the successful Camden Home Improvement Program.**
2. **Mayor Elect Redd should share publicly the goals of her first 100 days in office (e.g., improved customer service across the board at City Hall, department heads attending all City Council meetings, etc...).**
3. **Following the best practices of Newark's mayor, Mayor Elect Redd should commit to publicly giving an annual State of the City address.**
4. **In six key areas (Public Safety, Education, Housing, Healthcare, Jobs, and Neighborhood Services) the State, City, and the community need to develop the following structures:**
 - **Two-year "stretch" goals**
 - **Lead-up benchmarks for each stretch goal**
 - **An explicit strategy to meet each benchmark**
 - **A public timetable for all goals and benchmarks**

The next 12 months will be crucial for Camden, and CCOP plans to meet with both the newly sworn-in Mayor Dana Redd and Governor Chris Christie in the first quarter of 2010 to hear their plans for Camden and to share our hopes and plans for the City's future.

—CCOP Core Leaders & Staff

The Philadelphia Inquirer

July 19, 2005

Revitalization effort gets failing grade, survey says

The two church groups that fought for the \$175 million plan are demanding that \$24 million be set aside for use by residents.

By Dwight Ott
INQUIRER STAFF WRITER

A survey of Camden residents has given the city's multimillion-dollar revitalization effort failing grades for the first three years of its implementation.

The survey was conducted by two influential Camden church organizations that fought for the controversial legislation that aims to revitalize this distressed river city.

Camden Churches Organized for People (CCOP) as well as Concerned Black Clergy of Camden (CBC) yesterday rallied nearly 500 residents in East Camden. The two groups used the results of the report to hammer home a demand that \$24 million from

the legislation be set aside for the discretion of residents.

State Treasurer John McCormac promised not only to work to make the money available, but also to make staff available in Trenton to help with applications for the money. He said such expertise was limited in Camden.

McCormac also promised to make more money available for home improvement, and to implement a one-stop job application center.

A large number of the complaints were about city services. McCormac said city officials would have to address those.

But those who could address those

See **CAMDEN** on B6

Residents give a failing grade to Camden's revitalization effort

CAMDEN from B1 issues — Mayor Gwendolyn Faison and state-appointed Chief Operating Officer Melvin R. "Randy" Primas Jr. — did not attend the meeting.

"They said they disagreed with the format," said Msgr. Robert McDermott. "It's unfortunate."

Rosa Ramirez, a longtime CCOP activist, was more blunt: "Where is Mr. Primas ... ? The message you are sending is that you do not care. All we wanted you to do was listen to the presentation and say you will work together with us."

Most of the \$175 million allotted for the five-year plan has already been spent, officials have said.

Some at last night's meeting said they want massive development projects replaced with smaller neighborhood efforts.

"We don't need to have home runs," said Michael Polk. "But some of these neighborhoods need to get a single or a dou-

ble. ... We're tired of seeing things going up downtown and nothing in the neighborhoods."

According to 953 respondents polled, only 26 percent said they felt the revitalization effort was headed in the right direction. Sixty-eight percent were either not sure or felt that the recovery was on the "wrong track." Nonresidents, who made up the remainder of the survey results, were more optimistic.

Residents were also pessimistic about law enforcement efforts and economic development performance as well as public education strides. A fourth or more of the respondents in both categories said things had gotten worse.

"We look at this as a failing grade," said the Rev. Willie Anderson, in an interview before last night's session.

The survey is being released just before July 22 — this Friday — which will mark the third anniversary of the bill-signing

ceremony that created the five-year recovery act. Both CCOP and CBC supported the act because of the state resources and new leadership that they hoped would improve conditions of children and families, their leaders said last night.

Both the CCOP and CBC have representatives on the powerful Economic Recovery Board responsible for distribution of funding under the recovery act.

"It's time to take stock of where we are at this important milestone," said Rosa Ramirez, the CCOP's representative on the Economic Recovery Board, "and to make any mid-course corrections that might be needed to make the most of this historic opportunity."

The survey and analysis was done by CCOP and CBC with the aid of CamConnect, a grassroots organization that does statistical analysis.

Contact staff writer Dwight Ott at 856-779-3844 or dott@phillynews.com.

Appendix B: Survey Instrument

Survey on Camden's Recovery

CCOP · 2770 Federal Street · Camden, NJ 08105 · Tel: (856) 966-8869
Summer 2009

*This survey is designed to get your opinions and feedback on the State takeover and subsequent recovery period for Camden City. **This period has lasted nearly seven years, so please consider that time frame when responding to these questions.** The information obtained from these surveys will be used by Camden Churches Organized for People (CCOP) to develop a "report card" on the recovery period and to propose changes as needed. Thank you for your cooperation.*

- A. Are you a Camden resident? (please circle one) Y N
1. What is your ZIP Code? _____
2. What is your age range? (please circle one) 16-25 26-40 41-64 65 and over
3. What is your gender? (please circle one) M F
4. Did you live in Camden 7 years ago (2002)? Y N

(Please check one box for each of the following questions):

Public Safety

PS1. Compared to 7 years ago, how would you rate the performance of law enforcement agencies in the City?

Much worse Somewhat worse No change Somewhat better Much better

PS2. Compared to 7 years ago, how would you rate the performance of law enforcement agencies in terms of establishing a relationship with your community (e.g. officers patrolling in your neighborhood, taking time to talk with residents, participating in community meetings)?

Much worse Somewhat worse No change Somewhat better Much better

PS3. Do you feel more or less safe in your community than you did 7 years ago?

Much less safe Somewhat less safe No change Somewhat more safe Much more safe

Community and Economic Development

CED1. Compared to 7 years ago, how would you rate the physical infrastructure in your neighborhood (e.g., housing, roads, sewers, parks and other community facilities)?

Much worse Somewhat worse No change Somewhat better Much better

CED2. Compared to 7 years ago, how would you rate the City's ability to deliver basic services to residents and neighborhoods (e.g., public works, code enforcement, trash pick-up, recreation)?

Much worse Somewhat worse No change Somewhat better Much better

Survey on Camden's Recovery

CCOP · 2770 Federal Street · Camden, NJ 08105 · Tel: (856) 966-8869
Summer 2009

CED3. How would you rate the City's performance in communicating with residents about redevelopment plans for their neighborhoods?

Poor Fair Average Good Excellent

CED4. How would you rate the City and State's performance in linking residents to new job opportunities being created through the recovery effort?

Poor Fair Average Good Excellent

CED5. In the last 7 years have you or someone you know in Camden lost his or her job?

Yes No I don't know

Public Education

E1. Compared to 7 years ago, how would you rate the performance of Camden's public schools?

Much worse Somewhat worse No change Somewhat better Much better

E2. Compared to 7 years ago, are schools in Camden more or less safe?

Much less safe Somewhat less safe No change Somewhat more safe Much more safe

E3. How would you evaluate the progress of school design and school construction efforts in Camden?

Poor Fair Average Good Excellent

Housing

H1. How would you rate the recent housing development projects by Camden's Non-profits such as Antioch Manner, Cramer Hill CDC projects in Cramer Hill, Carpenter Square, Heart of Camden's work in Waterfront South, etc.?

Poor Fair Average Good Excellent

H2. Compared to 7 years ago, how would you rate Camden's abandoned structures (houses, lots, buildings, etc.)?

Much worse Somewhat worse No Change Somewhat better Much Better

Survey on Camden's Recovery

CCOP · 2770 Federal Street · Camden, NJ 08105 · Tel: (856) 966-8869
Summer 2009

H3. Have you or someone you know lost his or her house in the last two years?

Yes No

Healthcare

HC1. Compared to 7 years ago how would you rate the Camden Healthcare system?

Poor Fair Average Good Excellent

HC2. Where do you go for healthcare?

Emergency Room Clinic Primary Care/
Family Doctor Nowhere - Unless
it is an emergency

Youth Resources

YR1. How would you rate the positive resources (parks, after school activities, playgrounds) for children and youth in Camden?

Poor Fair Average Good Excellent

YR2. How would you rate the local job opportunities for Camden youth?

Poor Fair Average Good Excellent

Closing

C1. How would you rate the City's overall performance in encouraging community participation in Camden's recovery effort?

Poor Fair Average Good Excellent

C2. Do you feel more or less hopeful about the future of Camden than you did 7 years ago?

Much Somewhat No Somewhat Much
less hopeful less hopeful change more hopeful more hopeful


C3. Overall, would you say Camden's recovery effort is heading in the right direction, or off on the wrong track?

Right direction Wrong track Not sure



CCOP

Camden Churches Organized for People



CamConnect