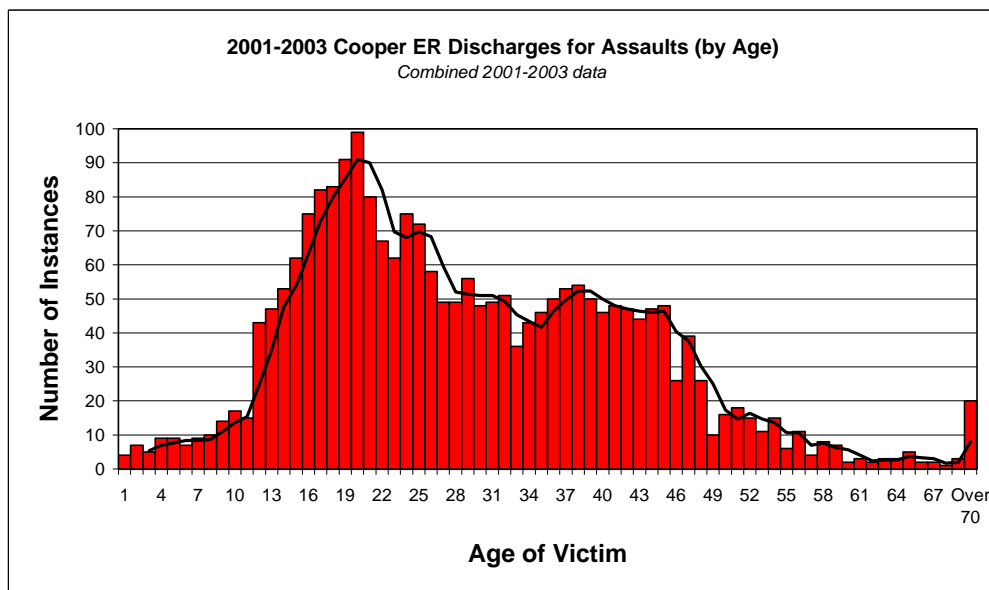


Census Tract	Tract Name
6001	CBD
6002	Gateway
6003	Lanning Square
6004	Bergen Square
6005	Central Waterfront
6006	Cooper Grant
6007	Cooper Poynt
6008	Pyne Poynt
6009	Cramer Hill/ Pavonia
6010	Biedeman
6011.01	Dudley
6011.02	Rosedale
6012	Stockton
6013	Marlton
6014	Parkside
6015	Whitman Park
6016	Liberty Park
6017	Centerville
6018	Waterfront South
6019	Morgan Village
6020	Fairview



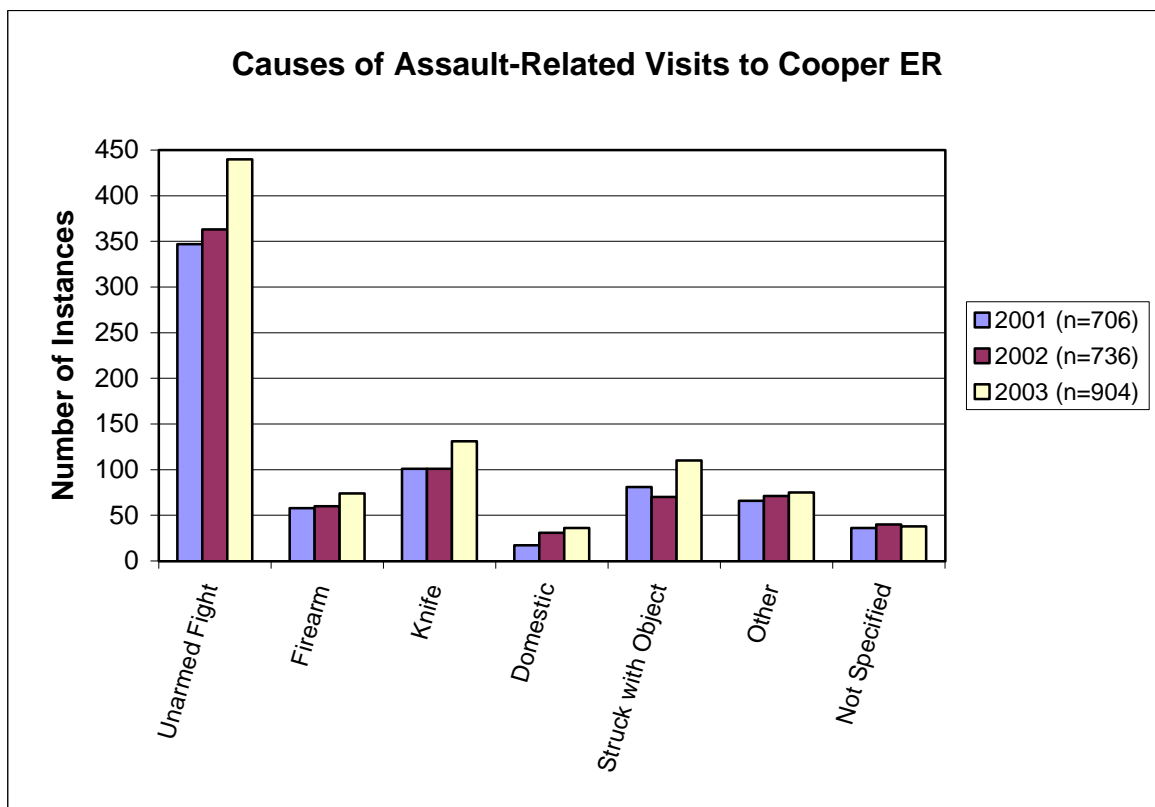
Source: Cooper Hospital Emergency Room Discharge Data, 2001-2003

Note: These data represent the actual number of patients treated and discharged as a result of assaults in 2001, 2002, and 2003. For an analysis that adjusts for population, see the map on the previous page.



Causes of Assault-Related Visits to Cooper ER

	2001 (n=706)	2002 (n=736)	2003 (n=904)
Unarmed Fight	347	363	440
Firearm	58	60	74
Knife	101	101	131
Domestic	17	31	36
Struck with Object	81	70	110
Other	66	71	75
Not Specified	36	40	38
Total	706	736	904



Source: Cooper Hospital Emergency Discharge Data, 2001-2003

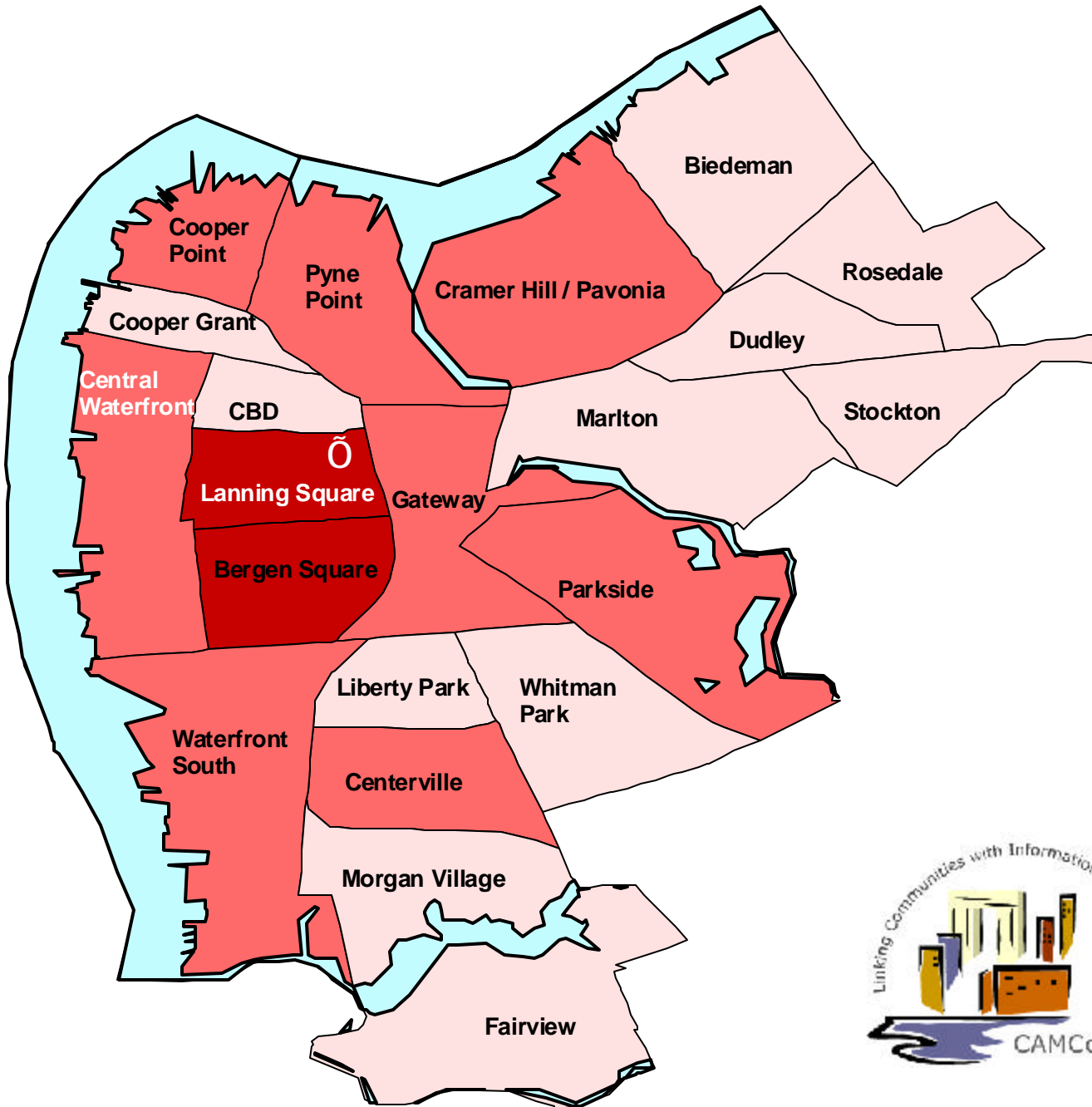


Explanation of Diagnosis Codes

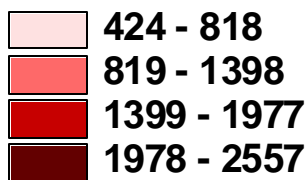
<u>Classification</u>	<u>Includes ICD-9 Codes</u>
Unarmed Fight	E960.0 UNARMED FIGHT OR BRAWL
Firearm	E965.0 ASSAULT-HANDGUN E965.1 ASSAULT-SHOTGUN E965.3 ASSAULT-MILITARY WEAPON E965.4 ASSAULT-FIREARM NEC&NOS E968.6 ASSAULT-AIR GUN
Knife	E966 ASSAULT-CUTTING INSTR
Domestic	E967.0 ABUSE BY DAD/BOYFRIEND E967.2 ABUSE BY MOM/GIRLFRIEND E967.3 ABUSE BY SPOUSE/PARTNER E967.4 ABUSE BY CHILD E967.9 ABUSE BY PERSON NOS
Struck with Object	E968.2 ASSAULT-STRIKING W OBJ
Other	E963 ASSAULT-HANGING/STRANG E965.9 ASSAULT-EXPLOSIVE NOS E968.1 ASSLT-PUSH FROM HI PLACE E968.7 ASSAULT-HUMAN BITE E969 LATE EFFECT ASSAULT
Not Specified	E968.8 ASSAULT NEC E968.9 ASSAULT NOS

2001 Assault Incidence

Sorted by address of victims



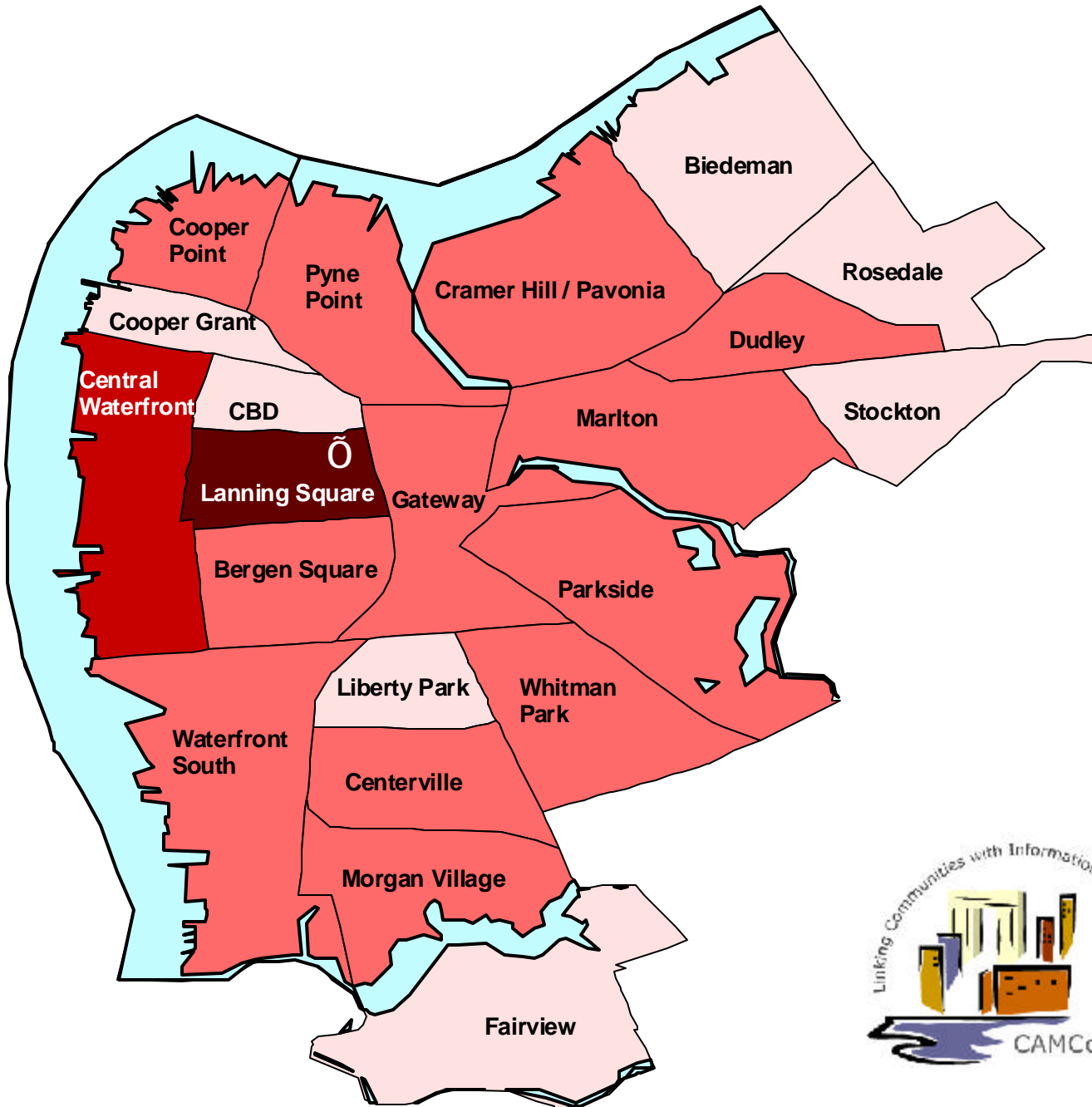
2001 Assault Discharges (Rate per 100,000)




Source: Cooper Hospital Emergency Room Discharge Data

2002 Assault Incidence

Sorted by address of victims



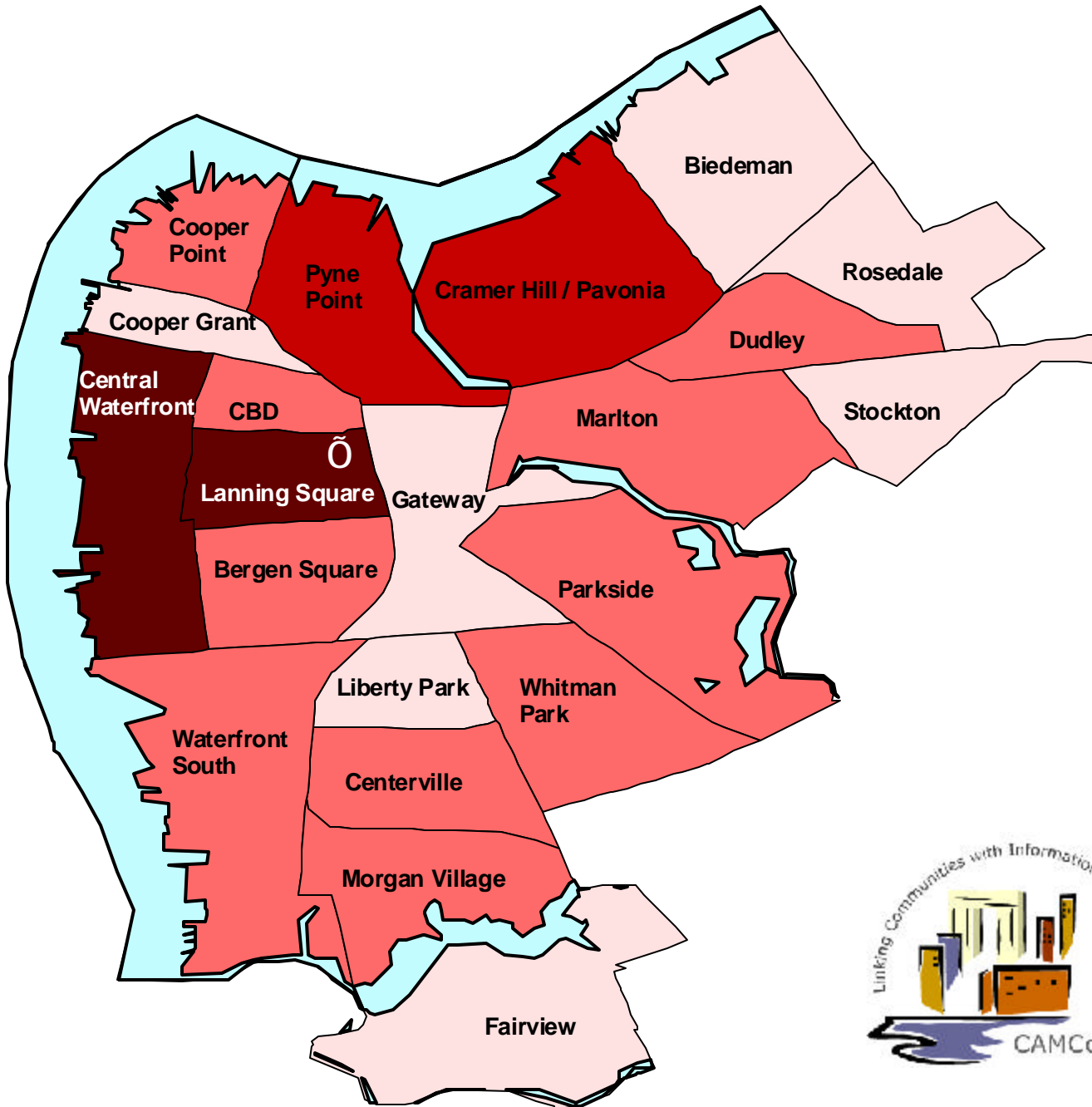
2002 Assault Discharges (Rate per 100,000)



Source: Cooper Hospital Emergency Room Discharge Data

2003 Assault Incidence

Sorted by address of victims



2003 Assault Discharges (Rate per 100,000)

- 239 - 818
- 819 - 1398
- 1399 - 1977
- 1978 - 2557

Source: Cooper Hospital Emergency Room Discharge Data